

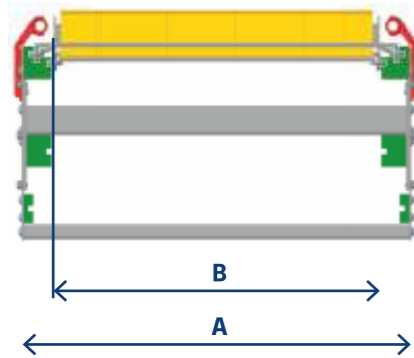
TECHNICAL DATA

Conveying capacity	System widths	Conveying speed
30.000 Eggs/h	500 mm	7 m / min.
40.000 Eggs/h	750 mm	7 m / min.

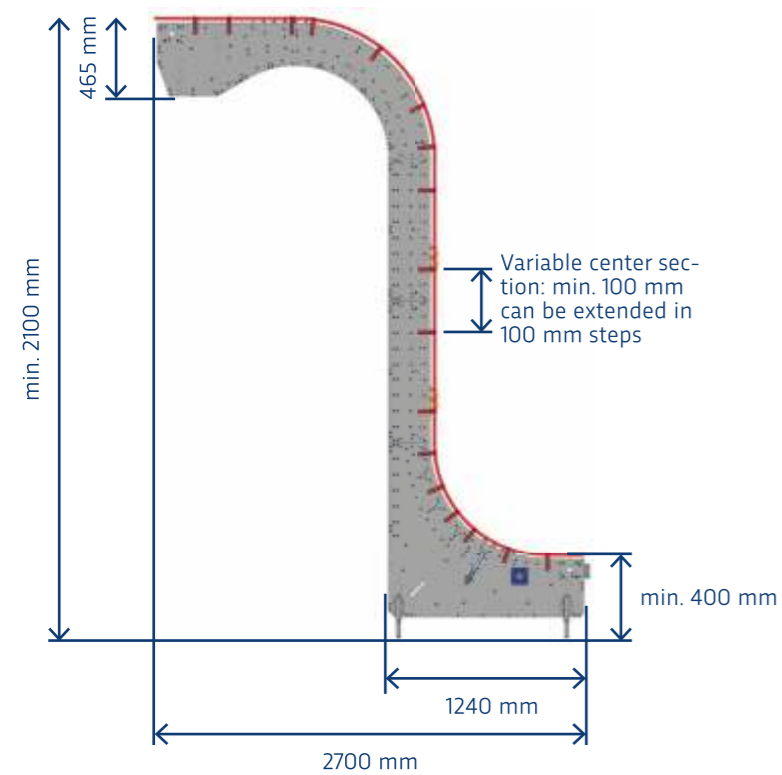
LAYOUT

CONVEYOR WIDTH (MM)

Type 500	Type 750	Index
500	750	A
450	700	B



ASCEND AND DESCEND 90°



SUITABLE COMPLEMENT

Cleaning Unit | Input Unit | Egg Counter

LUBING

POULTRYTEC

LUBING

POULTRYTEC

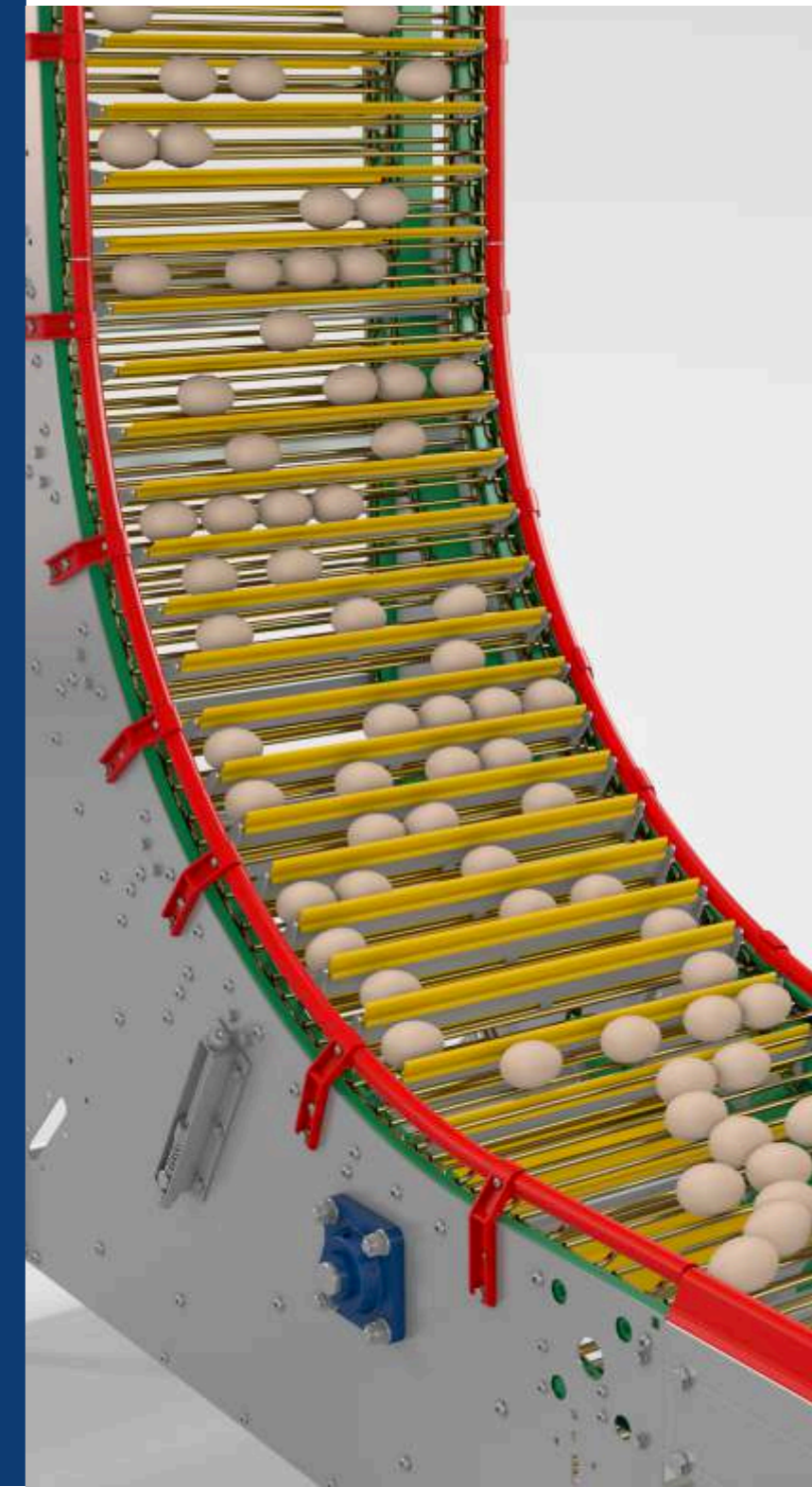
LUBING Maschinenfabrik GmbH & Co. KG
Lubingstraße 6 | 49406 Barnstorf
Germany

T +49 (0) 54 42 98 79 - 0
F +49 (0) 54 42 98 79 - 33
M info@lubing.de

LUBING.COM

VERTICAL CONVEYOR UNIT FOR 90° EGG CONVEYING WITH- OUT TRANSFERS


As of: May 2026 | We reserve the right to make technical changes, further developments and improvements.
No. 0895-1



VERTICAL CONVEYOR UNIT

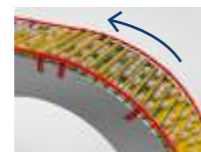
The vertical conveyor unit makes it possible to overcome the greatest height differences within smallest spaces. The conveyor chain with plastic tab elements is the centrepiece of this unit. This vertical conveyor chain interlocks with the regular conveyor chain of the Conveyor-System and thus enables the eggs to be transported vertically without additional transfers. Depending on the technical design, the vertical conveyor unit can be driven by the motors of the Conveyor-System or by a separate motor.

The unit works with two externally guided round link chains connected by cross bars with tab elements. No support elements or guide elements are needed in the middle of the conveyor which divide or divert the egg flow. All components have been derived from the LUBING curve conveyor system and have been specially developed to meet the needs of farms with floor or aviary housing. Ask us for possibilities to create a tailor-made individual solution for you.




➤ ADVANTAGES

- » gradients or inclines with 90°
- » no additional transfers
- » highest functional reliability due to two externally guided round link chains
- » no centrally placed support or guide elements required: no interfering contours on the conveyor line
- » the individually replaceable tab elements made of high-quality plastic ensure the secure position of the eggs in the transition from level to slope and for vertical conveying
- » the special design of the tab elements ensures gentle egg handling



OUTER BEND INCLINE

- » the tab elements are lowered downwards between the bars of the conveyor chain and place the eggs on the Conveyor-System chain



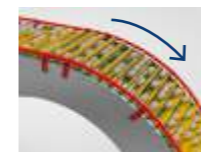
VERTICAL SEGMENT WITH 90° CONVEYING UPWARDS

- » safe position of the eggs for 90° conveying upwards
- » no cover required




INSIDE BEND INCLINE

- » the vertical conveyor chain pushes the top elements from below between the bars of the conveyor chain and brings the eggs into a safe position for vertical conveying upwards



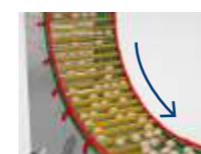
OUTER BEND SLOPE

- » the vertical conveyor chain pushes the tab elements from below between the bars of the conveyor chain and brings the eggs into a safe position for vertical conveying downwards



VERTICAL SEGMENT WITH 90° CONVEYING DOWNWARDS

- » safe position of the eggs for 90° conveying upwards
- » no cover required



INSIDE BEND SLOPE

- » the tab elements are lowered downwards between the bars of the conveyor chain and place the eggs on the Conveyor-System chain



DEFLECTION TOP

- » deflection rolls create the necessary space to deflect the vertical conveyor chain for its return run, while the chain of the Conveyor-System follows the further course



DEFLECTION BOTTOM

- » used to tension and deflect the vertical conveyor chain
- » can be fitted with a motor for its own drive
- » the chain of the Conveyor-System is guided past by deflections