

SELECTION

For the use of a conveyor system with lift system, two articulated units are required. To compensate for the change in system length, a telescopic unit is used.

Type	CONVEYOR SYSTEM WIDTH				
	200/250 mm	350 mm	500 mm	750 mm	1000 mm
Support arm	Item no. 5235	Item no. 5236	Item no. 5237	Item no. 5238	Item no. 5239

MAX. TRANSFER HEIGHT	LIFT COLUMN WITH DRIVE* AND DROP GUARD	LIFT COLUMN WITH DROP GUARD	LIFT COLUMN
2100 mm	Item no. 5231-2100	Item no. 5232-2100	Item no. 5233-2100
2180 mm	Item no. 5231-2180	Item no. 5232-2180	Item no. 5233-2180
2450 mm	Item no. 5231-2450	Item no. 5232-2450	Item no. 5233-2450
2650 mm	Item no. 5231-2650	Item no. 5232-2650	Item no. 5233-2650
2850 mm	Item no. 5231-2850	Item no. 5232-2850	Item no. 5233-2850
3050 mm	Item no. 5231-3050	Item no. 5232-3050	Item no. 5233-3050
3250 mm	Item no. 5231-3250	Item no. 5232-3250	Item no. 5233-3250

* Lift column with drive 230/400 V 50 Hz and drop guard. The gear motor with DC brake with 6.3 rpm for safe lifting and lowering of the Conveyor-System. Special voltages on request.

DRIVE CONNECTION	CHAIN COUPLING	CARDAN JOINTS
max. 1500 mm	Item no. 5241	Item no. 5245
max. 2200 mm	Item no. 5242	Item no. 5246
max. 3000 mm	Item no. 5243	Item no. 5247

The limit switches are potential free contacts (normally closed and normally open) which can be operated with 115-400 V AC, 24-220 V DC. The switches have UL / CSA approval and can also be used in the USA / Canada.

The drop guard is designed to carry loads up to 250 kg. Depending on the length of the lift system, several drop guards or motors may be required. We would be pleased to prepare a technical design for your application.

For the entire lift system, we will be happy to provide you with an individual offer.

SUITABLE COMPLEMENT

Cleaning Unit | Curve Conveyor | Steep Conveyor „Climber“

LUBING
POULTRYTEC



LUBING Maschinenfabrik GmbH & Co. KG
Lubingstraße 6 | 49406 Barnstorf
Germany

T +49 (0) 54 42 98 79 - 0
F +49 (0) 54 42 98 79 - 33
M info@lubing.de

LUBING.COM

As of: May 2026 | We reserve the right to make technical changes, further developments and improvements.
No. 0889-1

LUBING
POULTRYTEC

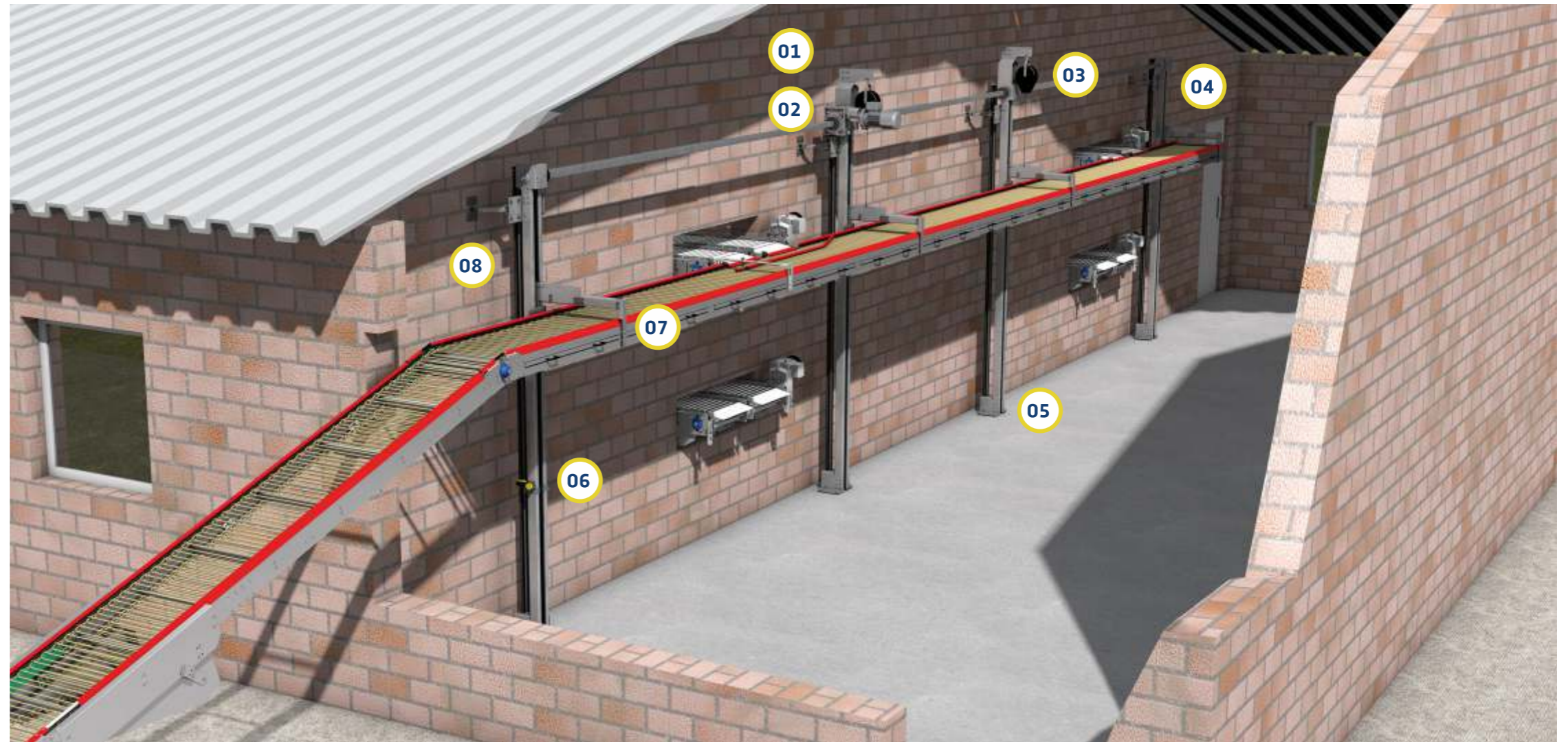


**LIFT COLUMNS
FOR CONVEYOR-
SYSTEMS**

LIFT COLUMNS

Egg collection by lift system is a simple, compact and efficient method. It involves adjusting the height of a conveyor system so that different tiers can be collected with just one Conveyor-System.

The transfer of eggs from one conveyor system to another is a critical point in the transport. Lift systems have the advantage over elevators that there is only one transfer from the longitudinal belt to the cross belt. With elevators, on the other hand, two transfers are necessary - from the longitudinal belt to the elevator and from the elevator to the cross belt. Soft-shell eggs often lead to heavy soiling of other eggs as they are transported on top of each other. In lift systems, on the other hand, damaged eggs can simply fall through to the bottom. After collecting the eggs, the conveyor system is moved to the parking position with the lift system in the uppermost position. This leaves the access to the laying area clear. In addition to safe egg transport, the safety of the lift system itself is also ensured. The drop guard is mounted separately, so that even if the drive chain breaks (which is designed with 10-fold safety), the Conveyor-System is secured against dropping. The lift columns with the LUBING accessories program allow almost unlimited possibilities in the lift column configuration. We will be pleased to provide you with an individual offer!



➤ ADVANTAGES

- » One conveyor system for all floors.
- » Only one egg transfer to the conveyor system.
- » Safe, reliable and flexible.
- » Free access between the longitudinal belts by raising the conveyor system to the upper parking position.
- » Stable design for very smooth running and thus gentle egg transport.
- » Flexible use of the lift columns also in line runs with curves.



01

CHAIN COUPLING

- » connection of straight drive shafts
- » easy assembly



02

CARDAN JOINTS

- » connection of drive shafts in curves



03

LIFT COLUMN WITH DRIVE AND DROP SAFETY DEVICE

- » geared motor with DC brake
- » safe lifting and lowering



04

LIFT COLUMN WITHOUT DRIVE

- » are required with or without drop safety device, depending on the size of the system



05

LIFT FOOT

- » with chain deflection
- » sturdy design
- » fixed screw connection in the floor



06

POSITIONING

- » end position switch for exact approach of the individual floors



07

SUPPORT ARM

- » for conveyor system widths from 200 to 1000 mm
- » stable extension arm for safe pick-up



08

STABILITY

- » adjustable struts
- » firm and secure fixing of the lift columns - even for longer lengths

