


AUTOMATIC FLUSHING



The Optima E-Control pressure regulator can not only control the pressure with its actuators but also flush the drinking lines automatically. The LUBING control unit „Touch Control“ sequentially switches the actuators that open the integrated flushing valve of the pressure regulator. The voltage required for this is provided by the LCO control unit uniformly in 24 V DC.


TECHNICAL DATA

- Max. Length drinking line front connection: 60 m
- Max. Length of drinking line middle connection: 120 m
- Adjustable water column: 5 - 40 cm
- Freely assignable preselection keys for the water column: 3
- Freely assignable timer per preselection key: 3
- Inlet pressure: 1 - 3 bar
- Connecting technology: CAN bus
- Safety: system continues to work independently with the last values in case of power failure
- Presettings can be stored and transferred via SD card

SUITABLE COMPLEMENT



Water supply



Automatic flush system



Top-Climate-systems for poultry

LUBING

LUBING Maschinenfabrik GmbH & Co. KG

Lubingstraße 6 · 49406 Barnstorf


☎ +49(0) 54 42 - 98 79-0

☎ +49(0) 54 42 - 98 79-33

www.lubing.com · info@lubing.com

LUBING

OPTIMA E-CONTROL PRESSURE REGULATOR
FOR DRINKING-SYSTEMS

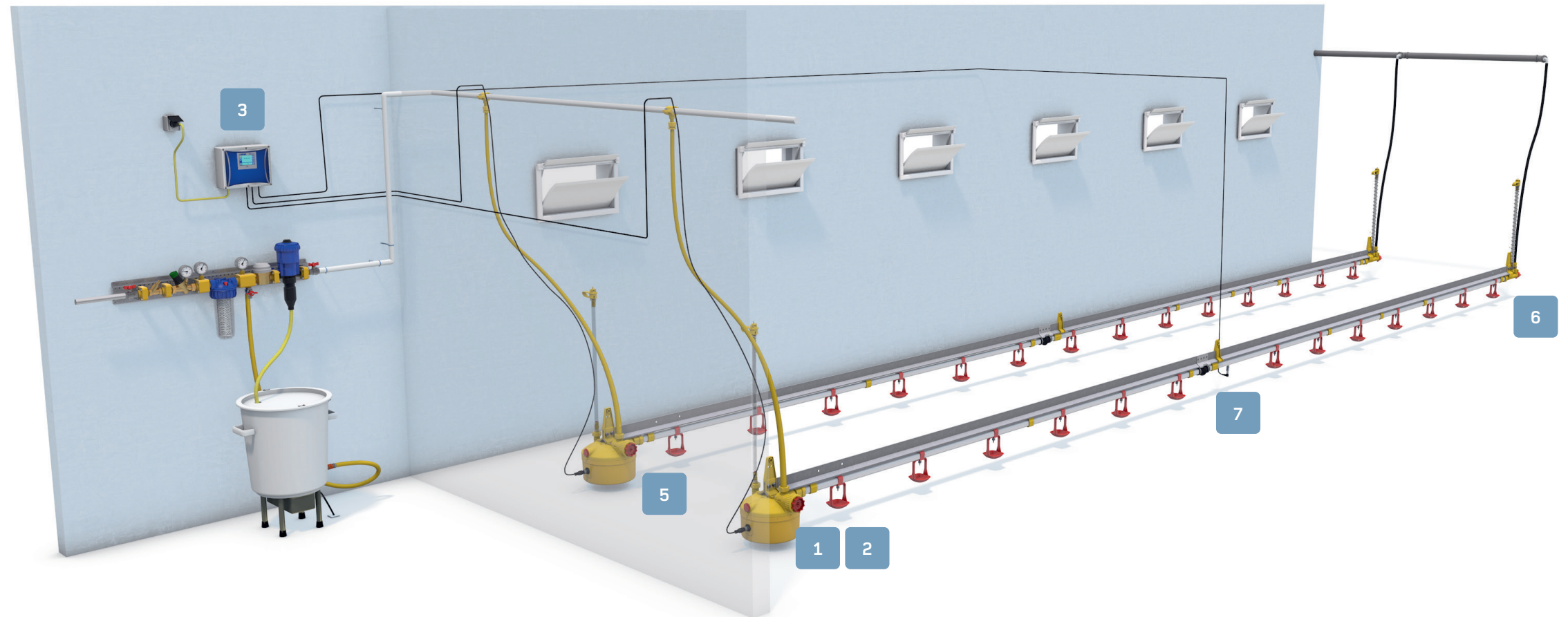


LUBING OPTIMA E-CONTROL

Depending on the water consumption of the animals, fluctuations in the water network or times of day, the water column in Drinking-Systems varies. This can lead to a lack of water in the drinking line or, if the water pressure is too high, to leakage.

With the LUBING Optima E-Control pressure regulator system, optimum water supply can be ensured without manual intervention: Using the LUBING Touch Control electronic control system, all settings are made centrally on an intuitive touchscreen and electronically controlled at the pressure regulator with actuators.


The system automatically regulates the water column in the drinking line and also reacts independently to, for example, changes in external factors. Due to the always optimally adjusted water pressure, wet litter can be reduced considerably without the need for manual readjustment.



ADVANTAGES

OF THE LUBING OPTIMA E-CONTROL

- Adjustment and control of the water column of all drinking lines at a central touch control unit
- Drier litter due to optimum water supply automatically adjusted to demand
- Electronic pressure control and adjustment at the pressure regulators connected by a robust CAN bus system
- Automatic adjustment of the water column in the drinking line, e.g. by programming according to the time of day or farm- or animal-specific programming
- Automatic reaction to external factors, e.g. by increasing the water column at higher temperatures
- Safe operation even in the event of a power failure, as the system does not require auxiliary energy
- Timer and alarm functions (e.g. in case of water shortage in the drinking lines)
- Automatic flushing processes are enabled for a high level of hygiene



Optima E-Control

- stepless adjustment of the water column
- networking of all pressure regulators in the system by CAN bus control



Actuators

- integrated actuators control the settings on the pressure regulator
- no manual intervention necessary to control the water column



Touch Controller

- interactive controller for control and monitoring.
- intuitive operation of all functions via touch screen




Time-dependent programs

- Timer function for time-controlled setting of water columns
- Alarm function in case of pressure drop or lack of water




Manual flushing

- the system continues to operate even in the event of a power failure
- manual flushing is still possible via the red handwheel




Flush breather

- fully automatic flush breather at the end of each drinking line
- no manual operation required



Temperature sensor

- control of the temperature in the watering system by sensor
- at high water temperatures automatic rinsing and filling processes or increase of the water column



For all drinking lines

- Optima E-Control is compatible with all LUBING drinking lines
- can be integrated into an existing Drinking-System

LUBING

Further information under WWW.LUBING.COM