




LUBING

ACCUMULATOR TABLE FOR EGG TRANSPORT



ADVANTAGES OF THE LUBING ACCUMULATOR TABLE

- **1** Flexible and robust plastic mat with modular structure. The individual elements of the plastic mat have been optimized for easy cleaning.
- **2** Due to the guide units with length adjustment, different inlet and outlet widths can be easily realized.
- **3** The integrated jam switch monitors the filling level of the metering table during operation. In case of an overload, the feeding belts are stopped automatically to protect the eggs.
- **4** The frame of the accumulator table consists of solid square tubes, which are screwed together with stable angles.
- **5** Precise height adjustment of the frame by integrated threaded spindles.



TECHNICAL DATA

- corrosion-resistant stainless steel frame with integrated height adjustment from 830 to 1,110 mm
- modular plastic elements with hinge joints
- table dimensions (length and width) can be adjusted according to customer requirements
- belt speed: 5.3 meters/minute
- guide angles up to 22° ensure gentle delivery of the eggs
- reduction of broken eggs due to integrated jam switches
- drive by the proven flat gear motors of the LUBING conveyor systems (0.37 kW, special voltages on request)

LUBING

Further information under
WWW.LUBING.COM

LUBING Maschinenfabrik GmbH & Co. KG

Lubingstraße 6 · 49406 Barnstorf

☎ +49(0)54 42 - 98 79-0

✉ +49(0)54 42 - 98 79-33

www.lubing.com · info@lubing.com

0888-1/22-04 · Subject
to technical changes.