

SELECTION



Matching LUBING drinking nipple

TOP-Combinipple reduced (4078-00) with side and vertical operation. The reduced flow rate ensures dry manure without drip cups.



For specific requirements

Hygiene-optimized LUBING CombiMaster reduced (4095-00) with wider housing and lower pin and lower screw-in depth.

VERSIONS

3m elements with the TOP-Combinipple reduced Art. 4078-00

	Nipple per element
Art. 4080-1	08
Art. 4081-1	10
Art. 4082-1	12
Art. 4083-1	15
Art. 4086	18
Art. 4087	20

Recommended birds per nipple*:
Broiler: 6-10 animals/nipple

Hygiene-optimized version with the CombiMaster reduced Art. 4095-00 **NEW**

	Nipple per element
Art. 3065	12
Art. 3066	15
Art. 3067	18
Art. 3068	20

Recommended birds per nipple*:
Broiler: 6-10 animals/nipple

* In hot climates and depending on the light/water program, the number of animals per nipple must be reduced! Observe national/regional regulations! For fattening up to 3 kg, starter cups should be used in the last two weeks. Recommendation: 2 per element.


LAYOUT

We recommend one drinking line every 2.5 to 3.5 m house width. There should always be one more drinking line installed than feeding lines.


	Front connection (sketch left)	max. length (m)	Middle connection (sketch right)	max. length (m)
Optima E-Flush pressure regulator	Art. 3251-00	60 **	Art. 3251-02-00	120 **
Optima E-Flush pressure regulator with actuator	Art. 3251-01-00	60 **	Art. 3251-03-00	120 **

** For light/water program, lengths must be shortened by 1/3.

Front connection



Middle connection




Maximum 3 m distance between suspensions.

SUITABLE COMPLEMENT



Water supply



Automatic flush system



Top-Climate-systems for poultry

LUBING

LUBING Maschinenfabrik GmbH & Co. KG

Lubingstraße 6 · 49406 Barnstorf

+49(0)54 42 - 9879-0

+49(0)54 42 - 9879-33

www.lubing.com · info@lubing.com

LUBING

FLOOR-WATERING SYSTEM WITHOUT CUP



LUBING FLOOR-WATERING SYSTEM WITHOUT CUP

LUBING Drinking-Systems are proven and successfully used hundreds of thousand times for the optimal water supply of your animals in all types of housing. Due to their modular design, they can be expanded and supplemented at any time. With the patented and world-leading LUBING nipples, they form the optimum solution for efficient, animal welfare and hygienic poultry management.

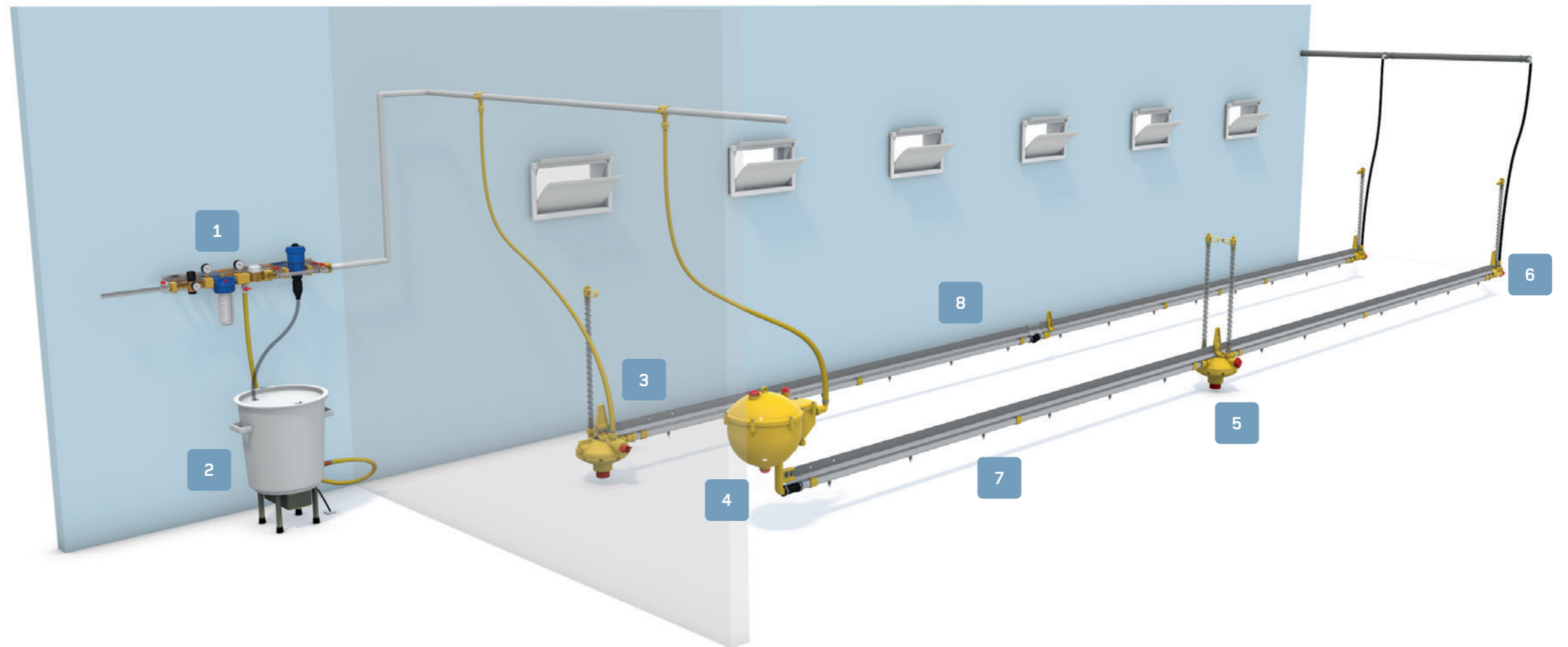
All LUBING floor-watering systems consist of the following components:

The main water supply prepares the drinking water with filtration, regulates the inlet pressure, the addition of medication if necessary and measures the water consumption.

The treated water is supplied into the drinking line via **pressure regulators** or **ball tanks** with integrated flushing equipment.

Fully **automatic flush breather** units are installed at the end of each drinking line. At regular intervals, the drinking elements are fitted with suspensions that are connected to the central hoisting cable. The system height can be very finely regulated via hand- or ceiling winches, and the complete line can be raised to ceiling height for cleaning operations.

The core of the system are the **LUBING drinking nipples** without drip cup, which are available in many variants. The supplied LUBING height table indicates the perfect height of the drinking line and the water column at each time. This ensures dry litter with an optimal water supply at the same time - from day one!



1

Main water supply

- available in many variants and diameters
- measures, filters, tests and doses in one compact module
- solid flange connections

2

Mixer

- homogeneous mixing of the stock solution
- permanent circulation prevents the active ingredients from settling on the bottom

3

Pressure regulator Optima E-Flush

- stepless adjustment of the water column
- automatic flushing with the actuator

4

Ball tank

- alternative to pressure regulator - constant 20 cm water column
- integrated flushing device

5

Slope regulator

- compensation of height differences
- adjustable from 10 - 45 cm

6

Flush breather unit

- works fully automatic without additional power supply
- significantly reduces the amount of required work for flushing processes

7

CombiMaster reduced 4095-00

- hygiene optimized shape
- low screw-in depth
- reduced flow rate for use without drip cup

8

Steel tube support profile

- as an alternative to the aluminum profile, the line can also be supplied with a steel tube support profile

ADVANTAGES

OF THE LUBING FLOOR-WATERING SYSTEMS

- modular design: replacement, maintenance and extension of all elements easily possible
- many compatible supplementary and extension products for effective poultry house automation (→ back side)
- sturdy, proven and durable system
- ideal for particularly hygienic and animal welfare housing
- LUBING Drinking-Systems in world-wide known and uncompromising quality

LUBING

Further information under WWW.LUBING.COM